



CLASSIC COLLECTION

870 SX Series

Seating: 6 adults, with lounge

Dimensions: 84" x 84" x 36"

Water Capacity: 392 gallons, 1,484 litres

FEATURES

- 50 Two-Tone Stainless Steel Jets
- Two-Tone Air Controls
- LED Multi-Colour Safety Light
- LED Illuminated Waterfall
- LED Illuminated Deck Controls
- LED Perimeter Lighting
- LED Exterior Lighting with Deluxe Corners
- UV/O₃ Deluxe Water Management System
- Black WeatherShield Cover (5" - 3" Taper)

EQUIPMENT

- User-Friendly Balboa Controls
- Two 5.0SPL Dual Speed Jet Pumps
- 4kW Heating System
- 100 Sq. Ft. Filtration System

STRUCTURE

- Bottom Tray
- Galvanized SureSteel Support Structure
- Polysteel Exterior Cabinetry
- GreenGuard Rockwool Insulation

OPTIONAL FEATURES


- Deluxe Acrylic Colour Upgrade
- 2 Speaker Bluetooth Audio System
- Deluxe Wi-Fi Systems Controller

STANDARD ACRYLIC COLOUR




STERLING
MARBLE


DELUXE ACRYLIC COLOURS



TUSCAN
SUN




MIDNIGHT
CANYON



GLACIER
MOUNTAIN



WHISPERING
WINDS



SMOKY
MOUNTAIN



*CAMEO



*STORM
CLOUDS




*MAYAN
COPPER

**While Supplies Last*


CABINET COLOURS



GREY



COFFEE



BLACK



*Dimensions may vary. Leisure Manufacturing Inc., may make product modifications and enhancements. Specifications including dimensions, weight, volume and configuration will vary and are subject to change without notice. Product and colour images may be different from shown. International products may be configured differently to meet local electrical requirements. Spas ordered with optional features may take additional time for delivery.